



CHARTERED  
ACCOUNTANTS

H. O.: Anand Apartment, 1180/2, Shivajinagar, Pune - 411005.  
Tel : 91-020-25535600, 25535221, Mobile : 9822012023  
E-mail: [anand@arsulakhe.com](mailto:anand@arsulakhe.com), [admin@arsulakhe.com](mailto:admin@arsulakhe.com), [www.arsandco.com](http://www.arsandco.com)  
Branches : Mumbai | Solapur | Ahmedabad | Kolhapur |  
Ahmednagar | Hyderabad | Nagpur | Goa



## INDEPENDENT AUDITOR'S REPORT

To,  
The Trustee/s of,  
National Insurance Academy

### Opinion

We have audited the accompanying financial statements of National Insurance Academy ("the Trust"), which comprise the Balance Sheet as at March 31, 2025, the Statement of Income and Expenditure, for the year the ended, and a summary of the significant accounting policies and other explanatory information.

In our opinion and to the best of our information and according to the explanations given to us, the aforesaid financial statements give the information required by The Bombay Public Trust Act, 1950 in the manner so required and give a true and fair view in conformity with the accounting principles generally accepted in India: -

- i. in the case of Balance Sheet, of the state of affairs of the Trust as at March 31, 2025;
- ii. in the case of Income & Expenditure Account, of the Surplus for the year ended on that date.

### Basis for opinion

We conducted our audit in accordance with Standards on Auditing (SAs). Our responsibilities under those Standards are further described in the Auditor's Responsibilities for the Audit of the Financial Statements section of our report. We are independent of the entity in accordance with the ethical requirements that are relevant to our audit of the financial statements, and we have fulfilled our other responsibilities in accordance with these requirements. We believe that the audit evidence we have obtained is sufficient and appropriate to provide a basis for our opinion.

### Management's Responsibility for the Financial Statements

The Trust's Management is responsible for the matters with respect to the preparation of financial statements that give a true and fair view of the financial position, financial performance of the Trust and in accordance with the accounting principles generally accepted in India.

This responsibility also includes maintenance of adequate accounting records in accordance with the provisions of the Act for safeguarding the assets of the Trust and for preventing and detecting frauds and other irregularities; selection and application of appropriate accounting policies; making judgments and estimates that are reasonable and prudent; and design,



implementation and maintenance of adequate internal financial controls, that were operating effectively for ensuring the accuracy and completeness of the accounting records, relevant to the preparation and presentation of the financial statements that give a true and fair view and are free from material misstatement, whether due to fraud or error.

#### **Auditor's Responsibility**

Our responsibility is to express an opinion on the financial statements based on our audit. We have taken into account the provisions of the Act, the accounting and auditing standards and matters which are required to be included in the audit report under the provisions of the Act and the Rules made thereunder.

An audit involves performing procedures to obtain audit evidence about the amounts and the disclosures in the financial statements. The procedures selected depend on the auditor's judgment, including the assessment of the risks of material misstatement of the financial statements, whether due to fraud or error. In making those risk assessments, the auditor considers internal financial control relevant to the Trust's preparation of the financial statements that give a true and fair view in order to design audit procedures that are appropriate in the circumstances, but not for the purpose of expressing an opinion on whether the Trust has in place an adequate internal financial controls system over financial reporting and the operating effectiveness of such controls. An audit also includes evaluating the appropriateness of the accounting policies used and the reasonableness of the accounting estimates made by the Trust's Management, as well as evaluating the overall presentation of the financial statements.

#### **Report on Other Legal and Regulatory Requirements**

- a) We have sought and obtained all the information and explanations which to the best of our knowledge and belief were necessary for the purpose of our Audit;
- b) In our opinion, proper books of account as required by law have been kept by the University so far as appears from our examination of those books;
- c) The Balance Sheet and Income and Expenditure Account dealt with by this report are in agreement with the books of accounts.

**A R Sulakhe and Co.**  
**Chartered Accountants**  
**FRN : 110540W**



**CA Nikhil Gugale**  
**Partner**

**M. No. 177609**

**UDIN: 25177609BMKVPW8873**



**Date: 26/05/2025**

**Place: Pune**



THE BOMBAY PUBLIC TRUST ACT, 1950

SCHEDULE IX C (Vide Rule 32)

Statement of Income liable to Contribution for the year ending MARCH 2025

Name of the Public Trust : National Insurance Academy

Registered No. F/ 7891/PUNE

	Amount	Amount
I) Income as shown in the Income & Expenditure Accounts (Schedule IX )	-	
II) Items not chargeable to Contribution under Section 58 & Rule 32 :		
1) Donations received from other Public Trusts And Dharmadas	-	
2) Grants received from Government and Local Authorities	-	
3) Interest on Sinking or Depreciation Fund	-	
4) Amount Spent for the Purpose of Secular Education	-	
5) Amount Spent for the Purpose of Medical relief	-	
6) Amount Spent for the Purpose of Veterinary treatment of animals	-	
7) Expenditure incurred from donations for relief of distress caused by scarcity Drought , Flood , fire or other natural Calamity	-	
8) Deductions out of Income from Lands used for agricultural Purposes :-	-	
a) Land Revenue and Local Fund Cess		
b) Rent Payable to Superior Landlord		
c) Cost of Production ,if land are cultivated by Trust .		
9) Deductions out of Income from lands used for Non-Agricultural Purpose :-	-	
a) Assessment , Cesses and other Government or Municipal Taxes		
b) Ground rent payable to the superior landlord		
c) Insurance Premier		
d) Repairs at 10 % of Gross Rent of Building		
e) Cost of collection at 4% of Gross Rent of Building let out		
10) Cost of Collection of Income or receipts from Securities , Stocks etc. at 1% of such Income	-	
11) Deductions on account of Repairs in respect of Building not rented and yielding no income at 10 % of the estimated Gross Annual Rent		
<b>GROSS ANNUAL INCOME CHARGEABLE TO CONTRIBUTION RS.</b>	-	

The Trust is created exclusively for the purpose of education in insurance , its operations , techniques and management and as such is considered as exempt from contribution

Certified that while claiming deductions admissible under the above schedule , the Trust has not claimed any amount twice , either wholly or partly ,against any of the items mentioned in the Schedule which have the effect of double deduction

Trust Address  
National Insurance Academy  
Baner Road, 25, Balewadi  
Pune - 411025

Trustees

Place: Pune

Date : 26/05/2025

FOR A. R. SULAKHE & COMPANY.  
CHARTERED ACCOUNTANTS.


PARTNER  
CA Nikhil Gugale  
Membership No.177609




REPORT OF AN AUDITOR RELATING TO ACCOUNTS AUDITED UNDER SUBSECTION (2)  
OF SECTION 33 AND 34 AND RULE 19 OF THE BOMBAY PUBLIC TRUSTS ACT  
NAME OF THE PUBLIC TRUST : **NATIONAL INSURANCE ACADEMY** REGISTRATION NO.- F/7891/PUNE  
FOR THE YEAR ENDING **MARCH 31, 2025**

a) Whether accounts are maintained regularly and in accordance with the provisions of the Act and the rules :	YES
b) Whether receipts and disbursements are properly and correctly shown in the accounts	YES
c) Whether the cash balance and Vouchers in the custody of the manager or Trustee on the date of audit were in agreement with the accounts	YES
d) Whether all books , deeds , accounts ,Vouchers or other documents or records required by the auditor were produced before him	YES
e) Whether a register of moveable and immoveable properties is properly maintained , the changes therein are communicated from time to time to the regional office and the defects and inaccuracies mentioned in the previous audit report have been duly complied with.	YES
f) Whether the manager or trustee or any other person required by the auditor to appear before him did so and furnished the necessary information required by him	YES
g) Whether any Property or Funds of the Trust were applied for any object or purposes other than the object or purpose of the Trust,	NO
h) The amount of outstanding for more than one year and the amounts written off , if any ,	There are amounts outstanding for more than 3 years but those are not written off
i) Whether tenders were invited for repairs or construction involving expenditure exceeding Rs. 5,000/-	YES
j) Whether any money of the Public Trust has been invested contrary to the provisions of Section 35.	NO
k) Alienation , if any of the immovable property contrary to the provisions of Section 36 which have come to the notice of the auditor,	No such case
l) All cases of irregular , illegal or improper expenditure or failure or omission to recover monies or other property belonging to the public trust or of loss or waste of money or other property thereof and whether such expenditure , failure, omission ,loss or waste was caused in consequence of breach of trust or misapplication or any other misconduct on the part of the trustees or any other person while in the management of the trust .	NO
m) Whether the budget has been filed in the form provided by R- 16A	YES
n) Whether the Maximum and minimum number of the trustees is maintained	YES
o) Whether the meeting are held regularly as provided in such instrument ,	YES
p) Whether the minutes books of the proceedings of the meeting is maintained	YES
q) Whether any of the trustees has any interest in the investment of the trust	NO
r) Whether any of the trustees is a debtor or creditor of the trust ,	NO
s) Whether the irregularities pointed out by the auditors in the accounts of the previous year have been duly complied with by the trustees during the period of audit ,	No such case
t) Any Special matter which the auditor may think fit or necessary to bring to the notice of the Deputy or Assistant Charity Commissioner	NIL

FOR A. R. SULAKHE & COMPANY  
CHARTERED ACCOUNTANTS

  
PARTNER  
CA Nikhil Gugale  
Membership No.:177609



Place :- PUNE  
DATE :- 26/05/2025





# NATIONAL INSURANCE ACADEMY

BALANCE SHEET AS ON 31-03-2025


(Amount in Rs.)

PARTICULARS	SCHEDULE	CURRENT YEAR 2024-25 ₹	PREVIOUS YEAR 2023-24 ₹
<b>SOURCES OF FUNDS</b>			
TRUST FUND OR CORPUS	1	25,00,000.00	25,00,000.00
CAMPUS FUND	2	28,96,24,125.16	28,96,24,125.16
CSR FUND	3	3,18,32,981.96	4,20,69,115.79
ENDOWMENTS	4	2,52,63,851.39	2,48,94,586.54
OTHER FUNDS	5	1,17,66,17,176.83	1,04,54,21,380.96
PRODUCTIVITY LINKED CORPUS	6	30,09,453.00	24,94,341.00
<b>SUB-TOTAL</b>		<b>1,52,88,47,588.34</b>	<b>1,40,70,03,549.45</b>
<b>CURRENT LIABILITIES &amp; PROVISIONS</b>	7	<b>6,36,95,370.55</b>	<b>9,95,40,278.36</b>
<b>TOTAL</b>		<b>1,59,25,42,958.89</b>	<b>1,50,65,43,827.89</b>
<b>APPLICATION OF FUNDS</b>			
CAMPUS FUND ASSETS	8	25,48,54,425.05	21,42,79,277.82
CSR ASSETS	9	1,63,49,822.99	2,57,98,571.79
ENDOWMENT ASSETS	10	2,57,04,851.39	2,53,21,647.16
OTHER FIXED ASSETS INCLUDING INSURANCE LAB	11	3,11,88,655.73	3,48,80,467.51
GENERAL FUND INVESTMENTS	12	1,18,28,80,114.32	1,08,34,18,846.38
INSURANCE LAB INVESTMENTS	13	65,80,838.40	62,95,462.40
CURRENT ASSETS, LOANS AND ADVANCES	14	7,49,84,251.01	11,65,49,554.18
<b>TOTAL</b>		<b>1,59,25,42,958.89</b>	<b>1,50,65,43,827.89</b>

NOTE : Previous year's figures have been regrouped wherever necessary to conform to the current year's presentation.

As per our report of even date attached.

FOR A R SULAKHE & CO.  
CHARTERED ACCOUNTANTS  
FRN. NO. 110540W  
UDIN No. 25177609BMKVPW8873



DIRECTOR  
NATIONAL INSURANCE ACADEMY

MEMBER  
GOVERNING BOARD

CHAIRMAN  
GOVERNING BOARD

PLACE : PUNE  
DATE : 26/05/2025



# NATIONAL INSURANCE ACADEMY

INCOME & EXPENDITURE FOR THE YEAR ENDED 31-03-2025


(Amount in Rs.)

PARTICULARS	SCHEDULE	CURRENT YEAR 2024-25 ₹	PREVIOUS YEAR 2023-24 ₹
<b>INCOME</b>			
TRAINING PROGRAMME FEES	15	26,78,33,381.75	32,86,56,431.00
ACTION RESEARCH / EXAMINATION INCOME	18	2,35,83,300.40	4,00,32,114.40
PGDM INCOME	17	17,74,38,188.00	16,72,43,382.38
CONTRIBUTION TO ENDOWMENT CHAIRS		82,02,740.00	81,66,333.00
INTEREST	18	8,36,20,026.46	10,05,08,733.88
OTHER INCOME	19	41,70,689.18	61,81,691.46
<b>TOTAL INCOME</b>		<b>56,48,28,325.79</b>	<b>65,07,88,686.12</b>
<b>EXPENDITURE</b>			
ESTABLISHMENT EXPENSES	20	7,31,12,002.74	8,10,00,091.10
<b>ON THE OBJECTS OF THE TRUST</b>	21		
MDP DIRECT TRAINING EXPENSES	21 A	7,14,18,087.88	7,08,26,138.50
PGDM DIRECT EXPENSES	21 B	6,01,58,999.42	4,66,58,885.43
ACTION RESEARCH / EXAMINATION EXPENSES	21 C	89,46,298.22	1,26,56,896.10
OTHER EXPENSES	21 D	20,19,79,764.66	20,74,00,695.93
DEPRECIATION	9 page 2 & 11	2,04,50,397.63	1,33,64,435.75
<b>TOTAL EXPENDITURE</b>		<b>43,60,65,550.55</b>	<b>43,19,07,142.81</b>
<b>EXCESS OF INCOME OVER EXPENDITURE</b>		<b>12,87,62,775.24</b>	<b>21,88,81,543.31</b>
<b>TRANSFERRED TO GENERAL FUND</b>			

NOTE : Previous year's figures have been regrouped wherever necessary to conform to the current year's presentation.

As per our report of even date attached

FOR A R SULAKHE & CO.  
CHARTERED ACCOUNTANTS  
FRN. NO. 110540W  
UDIN No. 25177609BMKVPW8873



DIRECTOR  
NATIONAL INSURANCE ACADEMY

MEMBER  
GOVERNING BOARD

CHAIRMAN  
GOVERNING BOARD

PLACE : PUNE  
DATE : 26/05/2025



NATIONAL INSURANCE ACADEMY  
SCHEDULES TO BALANCE SHEET

PARTICULARS	(Amount in Rs.)	
	CURRENT YEAR 2024-25 ₹	PREVIOUS YEAR 2023-24 ₹
<b>SCHEDULE 1 TRUST FUND</b>		
Balance as per last year	25,00,000.00	25,00,000.00
	<b>25,00,000.00</b>	<b>25,00,000.00</b>
<b>SCHEDULE 2 CAMPUS FUND</b>		
Balance as per last year	28,96,24,125.16	28,96,24,125.16
Add: Contribution received	0.00	0.00
	<b>28,96,24,125.16</b>	<b>28,96,24,125.16</b>
<b>SCHEDULE 3 CSR FUND</b>		
Balance as per last year	4,20,69,115.79	2,80,65,613.46
Add: Contributions during the year	1,00,00,000.00	2,83,00,000.00
Add: Interest earned(net)	13,33,087.10	15,42,997.67
Less: Amortization of depreciation on CSR for Hostel & IT Infra	(58,46,521.16)	(29,13,712.61)
Less: Expenses incurred out of CSR out of Marsh CSR during the year	(1,57,22,699.77)	(1,39,25,782.73)
	<b>3,18,32,981.96</b>	<b>4,20,69,115.79</b>
<b>SCHEDULE 4 - ENDOWMENTS</b>		
<b>C.D.DESHMUKE ENDOWMENT</b>		
Balance as per last year	87,11,336.14	89,12,992.44
Add: Interest Received	5,46,782.00	5,35,869.91
Add: Appreciation on fund	-	4,16,251.49
Less: Expenditure on Seminar	(9,08,392.50)	(11,53,777.70)
	<b>83,49,725.64</b>	<b>87,11,336.14</b>
<b>BODA ENDOWMENT</b>		
Balance as per last year	40,58,619.19	29,52,079.31
Add: Appreciation on fund	-	9,80,511.95
Add: Interest Received	2,98,595.50	1,26,027.93
	<b>43,57,214.69</b>	<b>40,58,619.19</b>
<b>MARSH ENDOWMENT</b>		
Balance as per last year	31,59,052.85	29,87,260.54
Add: Interest Received	87,166.00	1,71,792.31
	<b>32,46,218.85</b>	<b>31,59,052.85</b>
<b>DINKAR TARA ENDOWMENT</b>		
Balance as per last year	89,056.00	85,687.00
Add: Interest Received	6,758.00	5,869.00
Less: Expenditure incurred	(5,000.00)	(2,500.00)
	<b>90,814.00</b>	<b>89,056.00</b>
<b>MAHDEO N.PARCHURE ENDOWMENT</b>		
Balance as per last year	99,781.05	48,426.73
Add: Interest Received	8176.00	42.70
Add: Appreciation on fund	0.00	53811.62
Less: Expenditure incurred	(2,500.00)	(2,500.00)
	<b>1,05,457.05</b>	<b>99,781.05</b>







## NATIONAL INSURANCE ACADEMY

## SCHEDULES TO BALANCE SHEET

PARTICULARS	(Amount in Rs.)	
	CURRENT YEAR 2024-25 ₹	PREVIOUS YEAR 2023-24 ₹
<b>RAM M. MOGHE ENDOWMENT</b>		
Balance as per last year	248852.83	241908.16
Add: Interest Received	16218.00	15885.00
Less: Expenditure incurred	(12,411.50)	(8,940.33)
	<b>2,52,659.33</b>	<b>2,48,852.83</b>
<b>JBBODA DBBODA ENDOWMENT</b>		
Balance as per last year	361157.33	328680.40
Add: Interest Received	63200.00	41417.26
Less: Expenditure incurred	(12,411.50)	(8,940.33)
	<b>4,11,945.83</b>	<b>3,61,157.33</b>
<b>Dr. DASRATHI MOHAPATRA ENDOWMENT</b>		
Balance as per last year	289900.77	273728.35
Add: Interest Received	21172.00	16172.42
Less: Expenditure incurred	0.00	0.00
	<b>3,11,072.77</b>	<b>2,89,900.77</b>
<b>Shri LINGARAJ MISHRA ENDOWMENT</b>		
Balance as per last year	221420.21	223855.88
Add: Interest Received	17581.00	15445.00
Less: Expenditure incurred	(12,411.50)	(17,880.67)
	<b>2,26,589.71</b>	<b>2,21,420.21</b>
<b>ANAND SWARUP.GUPTA ENDOWMENT</b>		
Balance as per last year	3295899.50	3198599.50
Add: Interest Received	240398.00	197799.00
Less: Expenditure incurred	-149998.00	-100499.00
	<b>33,86,299.50</b>	<b>32,95,899.50</b>
<b>ISACA GOLD MEDAL FOR I.T EXCELLENCE INSTITUTED BY NIA FUND</b>		
Balance as per last year	429839.44	418568.53
Add: Interest Received	28142.00	29151.58
Less: Expenditure incurred	-24823.00	-17880.67
	<b>4,33,158.44</b>	<b>4,29,839.44</b>
<b>MA AZIZ ANSARI GOLD MEDAL</b>		
Balance as per last year	3,68,633.97	3,55,599.31
Add: Interest Received	27,691.00	21,975.00
Less: Expenditure incurred	(12,411.50)	(8,940.34)
	<b>3,83,913.47</b>	<b>3,68,633.97</b>
<b>SUBHASH SARKER GOLD MEDAL</b>		
Balance as per last year	1551382.81	1466813.14
Add : Interest Received	111800.00	93510.00
Less: Expenditure incurred	(12,411.50)	(8,940.33)
	<b>16,50,771.31</b>	<b>15,51,382.81</b>
<b>MARSH INDIA ENDOWMENT</b>		
Balance as per last year	17,61,586.10	16,34,021.00
Add : Interest Received	141100.00	127565.10
Less: Expenditure incurred	(1,00,000.00)	-
	<b>18,02,686.10</b>	<b>17,61,586.10</b>
<b>HEMLATHA CHANDRASEKAR TROLLING TROPHY</b>		
Balance as per last year	248068.35	255995.75
Add : Interest Received	18486.00	5872.00
Less: Expenditure incurred	(11,229.65)	(13,799.40)
	<b>2,55,324.70</b>	<b>2,48,068.35</b>
<b>TOTAL SCHEDULE 4</b>	<b>2,52,63,851.39</b>	<b>2,48,94,586.54</b>







NATIONAL INSURANCE ACADEMY  
SCHEDULES TO BALANCE SHEET

PARTICULARS	(Amount in Rs.)	
	CURRENT YEAR 2024-25 ₹	PREVIOUS YEAR 2023-24 ₹
<b>SCHEDULE 5 OTHER FUNDS</b>		
<b>(i) STAFF WELFARE FUND</b>		
Balance as per last year	1,63,263.04	1,63,263.04
Add: Amount contributed during the year.	0.00	0.00
Less: Cash Award to staff ward who showed outstanding performance in 12th Standard	-5000.00	0.00
	<b>1,68,263.04</b>	<b>1,63,263.04</b>
<b>(ii) CAPITAL RESERVE</b>		
Balance as per last year	7,43,62,549.37	5,99,25,238.06
Add: Transfer from Income & Expenditure (being amounts spent by way of capital expenditure not related to campus)	38,46,034.50	1,46,87,161.31
Add: Transfer from CSR fund to General fund	19,11,585.90	
Less: Amount of WIP transferred to asset account/Assets W/off	-62,74,375.10	-2,49,850.00
	<b>7,38,45,794.67</b>	<b>7,43,62,549.37</b>
<b>(iii) RESERVES &amp; SURPLUS/ SUBSIDY FROM CENTRAL GOVT. FOR WINDMILL</b>		
Balance as per last year	0.00	0.00
Add: Additions to Amortisation proportionate amount of Depreciation	0.00	0.00
	<b>0.00</b>	<b>0.00</b>





## NATIONAL INSURANCE ACADEMY

## SCHEDULES TO BALANCE SHEET

(Amount in Rs.)

PARTICULARS	CURRENT YEAR 2024-25 ₹	PREVIOUS YEAR 2023-24 ₹
<b>(iv) INCOME &amp; EXPENDITURE ACCOUNT</b>		
Balance as per last year	92,82,94,255.57	72,40,10,023.41
Add: Excess of Income over Expenditure	12,87,62,775.24	21,88,81,543.47
Add: General Assets W/ff	62,74,375.10	2,49,850.00
Less: Excess of Expenditure over Income	0.00	0.00
Less : Transferred to Capital Reserve (Being amounts spent by way of capital expenditure not related to Campus)	(38,46,034.50)	(1,46,87,162.04)
Add: Case Study fund - written back		
Add: Question Bank development fund GIPSA - written back		
Less: Transfer to Leave encashment Fund	(4,00,000.00)	(1,60,000.00)
	<b>1,05,90,85,371.41</b>	<b>92,82,94,254.84</b>
<b>(v) INSURANCE LABORATORY FUND</b>		
Balance as per last year	1,91,00,366.86	1,72,00,613.53
Add: Interest Received	2,85,384.00	2,13,688.37
Add: Appreciation on fund		16,86,064.96
	<b>1,93,85,750.86</b>	<b>1,91,00,366.86</b>
<b>(vi) COMPUTER LAB / CONFERENCE HALL FUND</b>		
Balance as per last year	90,00,000.00	90,00,000.00
	<b>90,00,000.00</b>	<b>90,00,000.00</b>
<b>(vii) WATER PIPELINE FUND</b>		
Balance per last year	60,00,000.00	60,00,000.00
	<b>60,00,000.00</b>	<b>60,00,000.00</b>
<b>(viii) LEAVE ENCASHMENT FUND</b>		
Balance as per last year	20,83,119.27	21,54,560.27
Less - LTC Leave encashment routed through fund	(1,14,036.00)	(2,31,441.00)
Transfer from Income & Expenditure	4,00,000.00	1,60,000.00
	<b>23,69,083.27</b>	<b>20,83,119.27</b>
<b>(ix) SEVA FUND</b>		
Balance as per last year	83,321.50	83,321.50
	<b>83,321.50</b>	<b>83,321.50</b>
<b>(x) STUDENTS WELFARE FUND</b>		
Balance as per last year	9,96,410.00	9,29,410.00
Add: Received during the year	19,100.00	67,000.00
	<b>10,15,510.00</b>	<b>9,96,410.00</b>
<b>(xi) ASSOCIATE MEMBERSHIP FUND</b>		
Balance as per last year	5,00,000.00	5,00,000.00
	<b>5,00,000.00</b>	<b>5,00,000.00</b>
<b>(xii) JB BODA NSIGHT FUND</b>		
Balance as per last year	4,41,000.00	
Add: During the year	0.00	490000.00
Less: expenses incurred	0	-490000
	<b>4,41,000.00</b>	<b>4,41,000.00</b>







## NATIONAL INSURANCE ACADEMY

## SCHEDULES TO BALANCE SHEET

(Amount in Rs.)

PARTICULARS	CURRENT YEAR 2024-25 ₹	PREVIOUS YEAR 2023-24 ₹
<b>(xii) PGDM STUDENTS ALUMNI FUND</b>		
Balance as per last year	43,97,096.08	40,52,361.08
Add : Membership Fees	4,43,500.00	3,90,000.00
Less: Expenses	(1,07,514.00)	(45,265.00)
	<b>47,33,082.08</b>	<b>43,97,096.08</b>
<b>(xiv) CASE STUDY-PGDM CURRICULUM</b>		
Balance as per last year	-	-
Less: Written back to Income & Expenditure	-	-
	-	-
<b>(xv) QUESTION BANK DEVELOPMENT FOR GIPSA</b>		
Balance as per last year	-	-
Less: Written back to Income & Expenditure	-	-
	<b>0.00</b>	<b>0.00</b>
<b>(xvi) PGDM SCHOLARSHIP FUND</b>		
Balance as per last year	-	-
Add: Received from GIC Re AG India	-	-
Less Expenditure Incurred	-	-
	<b>0.00</b>	<b>0.00</b>
<b>TOTAL SCHEDULE 5</b>	<b>1,17,66,17,176.83</b>	<b>1,04,54,21,380.96</b>
<b>SCHEDULE 6 PRODUCTIVITY LINKED CORPUS</b>		
Balance as per last year	24,94,341.00	7,87,824.00
Add: Transfers during the year (out of income of fin. Year)	16,39,111.00	24,92,806.00
Less : Interest paid on maturity to Employee	(17,025.00)	(12,192.00)
Less: PLI corpus paid to employees & corresponding corpus reduced	(11,68,027.00)	(8,34,565.00)
Add: Interest Accrued on PLC Deposit	61,053.00	60,468.00
<b>TOTAL SCHEDULE 6</b>	<b>30,09,453.00</b>	<b>24,94,341.00</b>
<b>SCHEDULE 7 CURRENT LIABILITIES &amp; PROVISIONS</b>		
(i) Outstanding Expenses	2,64,63,731.43	4,23,33,744.27
(ii) Earnest Money And Security Deposit	1,07,37,854.53	1,49,38,022.53
(iii) Fees Received In Advance For Training Programmes & PGDM	2,75,380.00	40,195.00
(iv) Sundry Creditors	2,08,25,299.68	2,90,84,100.64
(v) Retention Amount From Contractors & Faculty Members	5,13,132.55	7,03,491.55
(vi) Duties & Taxes	30,86,213.72	1,14,78,365.56
(vii) GST Recovery from Defaultor Vendor	0.00	0.00
(ix) Sundry Liabilities	17,93,758.64	9,62,359.29
<b>TOTAL SCHEDULE 7</b>	<b>6,36,95,370.55</b>	<b>9,95,40,278.84</b>





**NATIONAL INSURANCE ACADEMY**  
**SCHEDULE TO BALANCE SHEET**

SCHEDULE 8 & 9 page 1

(Amount in Rs.)

	PARTICULARS	FACE VALUE ₹	MARKET VALUE ₹	BOOK VALUE CURRENT YEAR 2024-25 ₹	BOOK VALUE CURRENT YEAR 2023-24 ₹
<b>SCHEDULE 8</b>	<b>CAMPUS FUND ASSETS</b>				
A.	CAMPUS FUND ASSETS : ( details as per page 2)	0.00	0.00	25,48,54,425.05	21,42,79,277.82
B	CAPITAL WORK-IN-PROGRESS	0.00	0.00	0.00	0.00
		0.00	0.00	25,48,54,425.05	21,42,79,277.82
<b>SCHEDULE 9</b>	<b>CSR ASSETS</b>				
C	Investment in Fixed Deposit with Punjab National Bank (New India)	-	-	-	41,65,344.12
	Bank of Maharashtra (New India)	47,45,941.00	47,45,941.00	47,45,941.00	0.00
	Punjab National Bank (MARSH CSR)	77,313.00	77,313.00	77,313.00	99,65,000.00
	Bank of Maharashtra (Marsh India Ltd)	1,11,23,390.00	1,11,23,390.00	1,11,23,390.00	1,04,58,019.00
	Accrued interest - Marsh India	3,41,303.87	3,41,303.87	3,41,303.87	8,99,911.67
	Accrued interest -New India	61,875.12	61,875.12	61,875.12	3,10,297.00
		1,63,49,822.99	1,63,49,822.99	1,63,49,822.99	2,57,98,571.79

—08—







CAMPUS DEVELOPMENT AS ON 31-03-2025  
SCHEDULE TO BALANCE SHEET

NATIONAL INSURANCE ACADEMY

SR NO	PARTICULAR	GROSS BLOCK 31-03-2024	ADDITION 2024-25	ASSETS WRITTEN 2024-25	GROSS BLOCK 31-03-2025	TOTAL DEPRECN 31-03-2024	DEPRE- CIATION 2024-25	DEPRECN WRITTEN OFF	GROSS DEPREC- 31-03-2025	BOOK VALUE 31-03-2024	BOOK VALUE 31-03-2025
1	LAND	3,42,125.0			3,42,125.0					3,42,125.0	3,42,125
2	LAND DEVELOPMENT/BEAUTIFICA	24,74,913.5			24,74,913.5					24,74,913.5	24,74,913
3	CAMPUS BUILDING	6,71,66,729.2			6,71,66,729.2	4,27,23,612.1	12,83,256.17		4,40,06,868.3	2,44,43,117.13	2,31,59,961
4	GOLF COURSE	3,54,503.8			3,54,503.8	3,54,502.8			3,54,502.8	1.01	1
5	WATER PIPELINE PROJECT	78,89,575.7			78,89,575.7	23,66,872.7	1,67,791.61		25,24,664.2	55,22,703.01	53,64,912
6	COMPOUND WALL	51,21,204.0			51,21,204.0	11,18,256.6	1,47,728.08		12,65,984.6	40,02,947.45	38,55,219
7	II-PHASE EXPANSION										
8	II-PHASE BEAUTIFICATION	17,81,400.8	1,86,980.00		19,68,380.8	4,87,231.3	29,113.28		5,16,344.6	12,94,169.63	14,52,036
9	ROOMS & GARAGE AT MBA HOSTE	1,72,51,858.1			1,72,51,858.1	58,29,755.9	3,45,037.16		61,74,793.1	1,14,22,102.13	1,10,77,065
10	TAPOVAN RENOVATION	2,76,891.7			2,76,891.7	2,76,890.7			2,76,890.7	1.00	1
11	FURNITURE	68,20,012.6			68,20,012.6	68,17,946.6			68,17,946.6	2,066.02	2,066
12	EQUIPMENTS	26,68,716.0			26,68,716.0	26,68,677.0			26,68,677.0	39.00	39
13	ELECTRICAL FIXTURE	7,42,385.2			7,42,385.2	7,42,329.2			7,42,329.2	56.00	56
14	KITCHEN EQUIPMENT	14,61,841.0			14,61,841.0	14,61,836.0			14,61,836.0	6.00	6
15	FIRE FIGHTING EQUIPMENT	2,30,970.0			2,30,970.0	1,68,058.7	12,061.50		1,80,120.2	62,911.33	50,850
16	GYNKHANA EQUIPMENT	8,60,638.8			8,60,638.8	8,40,418.1	3,600.00		8,43,918.1	20,220.72	16,721
17	EPABX SYSTEM	24,68,712.9			24,68,712.9	24,68,711.9			24,68,711.9	1.00	1
18	INSURANCE LAB INFRASTRUCTURE	75,434.5			75,434.5	75,432.5			75,432.5	2.00	2
19	UPGRADATION OF INFRASTRUCTURE	1,28,49,150.7			1,28,49,150.7	58,73,719.0	6,12,087.76		63,85,806.8	69,75,431.66	64,63,344
20	S T PLANT UPGRADATION	1,72,473.0			1,72,473.0	1,67,696.6	681.66		1,68,378.0	4,776.48	4,095
21	Computer Hardware	30,81,792.0			30,81,792.0	30,81,787.0			30,81,787.0	5.00	5
22	Expansion by LIC & GIC										
23	New Buildings	12,23,19,013.0			12,23,19,013.0	3,65,15,180.6	24,46,380.26		3,99,61,530.8	8,58,03,862.42	8,33,57,482
24	Plant & Machinery	1,70,09,781.0			1,70,09,781.0	1,70,09,780.0			1,70,09,780.0	1.00	1
25	Electrical Fixture Etc	1,13,97,801.0			1,13,97,801.0	1,13,97,800.0			1,13,97,800.0	1.00	1
26	CONFERENCE HALL										
27	Insurance Lab Hall No. 7	2,12,29,371.0			2,12,29,371.0	74,58,932.6	6,05,658.76		80,64,591.3	1,37,70,438.46	1,31,64,780
28	Computer Lab Hall No. 8	2,12,29,371.0			2,12,29,371.0	74,58,932.6	6,05,658.76		80,64,591.3	1,37,70,438.46	1,31,64,780
29	Renov'n of Hostel, Office & Dir. Bu		4,79,70,900.77	41,64,034.6	7,06,83,134.6	70,15,661.4	6,19,804.82	41,63,931.56	34,71,534.7	1,98,80,606.93	6,72,11,600
30	Civil Work	2,68,76,268.4			2,68,76,268.4	2,68,76,268.4			2,68,76,268.4	47.00	47
31	Air Conditioners	22,70,602.0			22,70,602.0	22,70,555.0			22,70,555.0	184.00	184
32	Electrical Fittings & Fixtures	9,62,771.0			9,62,771.0	9,62,587.0			9,62,587.0	356.00	356
33	Electronic Items	99,71,314.0			99,71,314.0	99,70,988.0			99,70,988.0	82.90	83
34	Furniture	12,64,002.0			12,64,002.0	12,63,919.1			12,63,919.1	8.00	8
35	Mattresses	1,78,484.0			1,78,484.0	1,78,476.0			1,78,476.0	1.01	1
36	Renovation of hostel no 4	2,07,18,417.1			2,07,18,417.1	40,66,244.5	6,02,260.74		46,68,505.2	1,66,52,172.60	1,50,49,912
37	ROADS	48,75,968.0			48,75,968.0	48,75,967.0			48,75,967.0	44,55,277.02	42,76,459
38	RENOVATION OF MDP DINING HALL	52,90,218.9			52,90,218.9	8,34,941.8	1,78,817.93		10,13,759.8	21,03,428.39	20,58,706
39	14 BROKERS TRAINING SOFTWARE (C	1,80,66,543.4			1,80,66,543.4	1,80,66,543.4			1,80,66,543.4	4,58,333.33	3,43,333
40	RENOVATION OF RESIDENTIAL QU	22,36,097.8			22,36,097.8	1,32,689.4	44,721.96		1,80,66,543.4	21,03,428.39	20,58,706
41	IT INFRASTRUCTURE moved from	5,00,000.0	135,000		5,13,500.0	41,666.7	2,50,000.00		2,91,666.7	4,58,333.33	3,43,333
42	Campus Building classroom for PGDM to land record co		144,000		144,000						1,44,000
43	17 Cafeteria Extension	8,63,514.4			8,63,514.4	17,070.3	17,070.29		34,140.6	8,36,444.39	8,19,374
44	TOTAL	421,34,088.13	494,36,880.77	4,16,4034.66	4,68,81,3712.34	2,07,04,1683.88	7,88,180.64	41,63,931.56	21,08,61,084.20	21,42,79,277.83	25,48,54,425
45	PREVIOUS YEAR 2023-24	41,97,58,777.71	2,07,40,86.42	8,88,000.00	42,13,40,868.13	1,99,64,656.76	7,88,180.64	28,8744.00	2,07,04,1683.88	21,88,99,040.96	21,42,79,278






## NATIONAL INSURANCE ACADEMY

## SCHEDULES TO BALANCE SHEET

PARTICULARS	(Amount in Rs.)	
	CURRENT YEAR 2024-25 ₹	PREVIOUS YEAR 2023-24 ₹
<b>SCHEDULE 10 -ENDOWMENT ASSETS</b>		
<b>(i) C.D.DESHMUKH ASSETS</b>		
Balance as per last balance sheet	78,96,107.49	82,66,642.00
Add: Invested during the year	11,83,827.00	87,18,197.49
Less :Investment encashed during the year	(18,37,323.00)	(90,88,732.00)
(Details as per Annexure A attached)	72,42,611.49	78,96,107.49
Add :Interest Accrued	12,09,385.59	8,11,465.59
Add : Saving Bank Balance (Earmarked)	3,866.68	3,762.68
Add : Saving Bank Balance (General Fund)	(1,06,138.12)	
	83,49,725.64	87,11,335.76
<b>(ii) BODA ASSETS</b>		
Balance as per last balance sheet	39,36,270.75	27,60,890.80
Add: Invested during the year	12,02,433.00	34,92,732.75
Less :Investment encashed during the year	(12,27,927.00)	(23,17,352.80)
(Details as per Annexure B attached).	39,10,776.75	39,36,270.75
Add :Interest Accrued	2,78,444.86	1,14,574.46
Add : Saving Bank Balance (Earmarked)	5,350.98	5,205.98
Add : Saving Bank Balance (General Fund)	1,62,642.00	2,568.00
	43,57,214.69	40,58,619.19
<b>(iii) MARSH ASSETS</b>		
Balance as per last balance sheet	27,55,534.00	26,03,350.00
Add: Invested during the year	9,59,971.00	11,95,060.00
Less : Investment encashed during the year	(10,64,949.00)	(10,42,876.00)
(Details as per Annexure B attached)	26,50,556.00	27,55,534.00
Add :Interest Accrued	3,63,412.81	3,93,606.81
Add : Saving Bank Balance (Earmarked)	27,760.60	27,009.60
Add : Saving Bank Balance (General Fund)	2,04,489.34	-17,097.66
	32,46,218.85	31,59,052.85
<b>(iv) JB BODA NSIGHT</b>		
Balance as per last balance sheet	490000.00	0.00
Add: Invested during the year	485872.00	490000.00
Less : Investment encashed during the year	-534700.00	0.00
	441172.00	490000.00
Add :Interest Accrued		
Add : Saving Bank Balance (General Fund)	-172.00	-49,000.00
	441000.00	441000.00
<b>(iv) DINKAR TARA INVESTMENT</b>		
Balance as per last balance sheet	87,621.00	82,819.00
Add: Invested during the year	93125.00	87621.00
Less : Investment encashed during the year	-87621.00	-82819.00
(Details as per Annexure C attached)	93,125.00	87,621.00
Add: Interest accrued during the year	2,689.00	3,935.00
Add: Savings Bank Balance ( General Fund)	-5,000.00	-2,500.00
	90,814.00	89,056.00







NATIONAL INSURANCE ACADEMY  
SCHEDULES TO BALANCE SHEET

(Amount in Rs.)

PARTICULARS	CURRENT YEAR 2024-25 ₹	PREVIOUS YEAR 2023-24 ₹
<b>(v) MAHDEO N.PARCHURE INVESTMENT</b>		
Balance as per last balance sheet	103811.62	50000.00
Add: Invested During the Year	0.00	103811.62
Less Investment Encashed during the Year (Details as per Annexure C attached)	0.00	-50000.00
	1,03,811.62	1,03,811.62
Add: Interest accrued during the year	8218.70	42.70
Add: Savings Bank Balance ( General Fund)	-6,573.27	-4,073.27
	<b>1,05,457.05</b>	<b>99,781.05</b>
<b>(vi) RAM M. MOGHE INVESTMENT</b>		
Balance as per last balance sheet	231967.00	233740.00
Add: Invested During the Year	58345.00	77435.00
Less Investment Encashed during the Year	-77435.00	-79208.00
	2,12,877.00	2,31,967.00
Add: Interest accrued during the year	51,631.00	41,503.00
Add: Savings Bank Balance ( General Fund)	(11,848.67)	(24,617.17)
	<b>2,52,659.33</b>	<b>2,48,852.83</b>
<b>(vii) JBBODA DBBODA INVESTMENT</b>		
Balance as per last balance sheet	3,55,853.00	2,53,260.00
Add: Addition During the year	373055.00	355853.00
Less Investment Encashed during the Year	-355853.00	-253260.00
	3,73,055.00	3,55,853.00
Add: Interest accrued during the year	5,860.00	19,104.00
Add: Savings Bank-Balance ( General Fund)	33,030.83	(13,799.67)
	<b>4,11,945.83</b>	<b>3,61,157.33</b>
<b>(viii) DR. DASRATHI MOHAPATRA INVESTMENT</b>		
Balance as per last balance sheet	2,54,139.00	2,41,365.00
Add: Addition During the year	291214.00	83048.00
Less Investment Encashed during the Year	-254139.00	-70274.00
	2,91,214.00	2,54,139.00
Add: Interest accrued during the year	18,687.86	35,761.86
Add: Savings Bank Balance ( General Fund)	1170.91	-0.09
	<b>3,11,072.77</b>	<b>2,89,900.77</b>
<b>(ix) MR. LINGARAJ MISHRA INVESTMENT</b>		
Balance as per last balance sheet	2,37,607.00	2,20,148.00
Add: Addition During the year	232704.00	237607.00
Less Investment Encashed during the Year (Details as per Annexure C attached)	-237607.00	-220148.00
	2,32,704.00	2,37,607.00
Add: Interest accrued during the year	6,167.00	9,659.00
Add: Savings Bank Balance ( General Fund)	(12,281.29)	(25,845.79)
	<b>2,26,589.71</b>	<b>2,21,420.21</b>





NATIONAL INSURANCE ACADEMY  
SCHEDULES TO BALANCE SHEET

(Amount in Rs.)

PARTICULARS	CURRENT YEAR 2024-25 ₹	PREVIOUS YEAR 2023-24 ₹
<b>(x) AS.GUPTA INVESTMENT</b>		
Balance as per last balance sheet	32,59,818.00	28,10,813.00
Add: Addition During the year	3117185.00	3259818.00
Less Investment encashed during the year (Details as per Annexure C attached)	-3118080.00	-2810813.00
	32,58,923.00	32,59,818.00
Add: Interest accrued as on date	1,33,134.88	1,30,383.88
Add: Savings Bank Balance ( General Fund)	(5,758.38)	(94,302.38)
	33,86,299.50	32,95,899.50
<b>(xi) ISACA GOLD MEDAL FOR IT EXCELLENCE INSTITUTED BY NIA INVESTMENT</b>		
Balance as per last balance sheet	4,21,809.60	3,87,732.60
Add: Addition During the year	4,35,466.00	4,21,809.60
Less : Encashed during the year (Details as per Annexure C attached)	(4,21,809.60)	(3,87,732.60)
	4,35,466.00	4,21,809.60
Add: Interest accrued as on date	21,460.00	25,467.00
Add: Savings Bank Balance ( General Fund)	(23,767.56)	(17,437.16)
	4,33,158.44	4,29,839.44
<b>(xii) M.A.AZIZ ANSARI GOLD MEDAL</b>		
Balance as per last balance sheet	3,72,601.00	3,25,480.00
Add: Addition During the year	387160.00	372601.00
Less : Encashed during the year	-372601.00	-325480.00
	3,87,160.00	3,72,601.00
Add: Interest accrued as on date	8,046.88	10,494.88
Add: Savings Bank Balance ( General Fund)	(11,293.41)	(14,461.91)
	3,83,913.47	3,68,633.97
<b>(xiii) SUBHASH CHANDRA SARKER GOLD MEDAL</b>		
Balance as per last balance sheet	14,77,973.00	13,27,624.00
Add: Addition During the year	15,10,945.00	14,77,973.00
Less Investment encashed during the year (Details as per Annexure C attached)	(17,74,135.00)	(13,27,624.00)
	12,14,783.00	14,77,973.00
Add: Interest accrued as on date	45,508.80	56,954.80
Add: Savings Bank Balance ( General Fund)	3,90,479.51	16,455.01
	16,50,771.31	15,51,382.81
<b>(xiv) MARSH INDIA INVESTMENT</b>		
Balance as per last balance sheet	18,85,082.00	16,32,361.00
Add: Addition During the year	1899973.00	1885082.00
Less Investment encashed during the year	(19,82,082.00)	(16,32,361.00)
	18,02,973.00	18,85,082.00
Add: Interest accrued as on date	1,095.10	13,701.10
Add: Savings Bank Balance ( General Fund)	-1,382.00	-1,37,197.00
	18,02,686.10	17,61,586.10
<b>(xv) HEMLATHA CHANDRASEKAR TROLLING TROPHY</b>		
Balance as per last balance sheet	2,47,586.00	2,00,000.00
Add: Addition During the year	-	2,47,586.00
Less Investment encashed during the year	-	(2,00,000.00)
	2,47,586.00	2,47,586.00
Add: Interest accrued during the year	18,969.00	483.00
Add: Savings Bank Balance ( General Fund)	(11,230.30)	(13,939.65)
	2,55,324.70	2,34,129.35
<b>TOTAL SCHEDULE 10</b>	<b>2,57,04,851.39</b>	<b>2,53,21,647.16</b>





**SCHEDULE 11**

OTHER FIXED ASSETS AS ON 31-03-2025  
SCHEDULE TO BALANCE SHEET.

96

SR. NO.	PARTICULARS	AS ON 31-03-2024	ADDITIONS 2024-25	WRO/OFF SOLD 2024-25	GROSS VALUE 31-03-2025	DEPRECIATION UPTO 31-03-2024	DEPRECIATION 2024-25	DEPRECIATION WRO/OFF 2024-25	TOTAL DEP- RECIATION 31-03-2025	BOOK VALUE ON 31-03-2024	BOOK VALUE 31-03-2025
1	FURNITURE & FIXTURE	77,19,106			77,19,106	37,32,208	4,94,246.05		42,26,454	39,86,898	34,92,652
2	OFFICE EQUIPMENT	89,72,522	28,65,994.77		1,18,38,517	48,44,049	6,77,813.00		55,21,662	41,28,483	63,15,655
3	SPORTS EQUIPMENTS	1,42,514			1,42,514	1,33,775	2,756.00		1,36,531	6,739	5,983
4	MUSICAL INSTRUMENTS	44,955			44,955	44,904			44,904	51	51
5	TOOLS	36,151			36,151	36,142			36,142	9	9
6	ELECTRICAL FIXTURE	1,03,399			1,03,399	1,03,379			1,03,379	20	20
7	KITCHEN EQUIPMENT	24,90,117			24,90,117	11,29,780	2,28,091.82		13,57,812	13,60,357	11,32,305
8	COMPUTER CENTRE	3,25,49,784	7,22,200.00		2,89,05,369	2,48,23,681	41,82,733.74	43,66,488.100	2,46,39,896	77,25,133	42,65,493
9	MOTOR CAR	60,93,908			41,86,128	32,76,147	4,28,013.94	19,07,779.000	17,96,382	28,17,761	23,89,746
10	ELECTRONIC EQUIPMENTS	39,83,614	2,57,839.73		42,41,453	38,51,963	1,64,206.37		40,16,169	1,31,651	2,25,284
11	CREATION OF EDUCATIONAL- FACILITY -UPAVAN	5,89,184			5,89,184	5,89,170			5,89,170	14	14
12	MEDICAL INSTRUMENTS	1,21,973			1,21,973	1,10,149	2,680.00		1,12,729	11,824	9,244
13	COMPUTER LAB	8,77,595			8,77,595	8,72,905	4,671.25		8,77,576	4,690	19
14	ENERGY CONSERVATION EQUIPMENT	40,87,638			40,87,638	21,61,952	2,52,986.20		24,14,938	19,25,705	15,72,720
15	CHILDREN PARK EQUIPMENT	1,25,246			1,25,246	1,25,243			1,25,243	3	3
16	SET OF BOX VEDIOCON	3,71,000			3,71,000	3,70,999			3,70,999	1	1
	SEWAGE TREATMENT PLANT	60,53,824			60,53,824	7,56,728	6,08,382.40		13,62,110	52,97,096	46,91,714
A	TOTAL VALUES	7,43,62,550	38,46,034.50	62,74,375.10	7,19,34,209	4,69,63,123	70,43,440.77	82,74,287.100	4,77,35,297	2,73,99,437	2,42,01,913
B	INSURANCE LABORATORY	39,41,292			39,41,292	39,41,256			39,41,256	36	36.00
	WINDMILL	22,16,221			22,16,221	22,16,220			22,16,220	1	1.00
	LAPTOP-MARSH IPG CSR	1,44,550			1,44,550	72,275	72,271.00		1,44,549	72,275	1.00
	DESKTOP/PRINTER-MARSH IT INFRA	99,48,971	50,51,028.64		1,50,00,000	25,40,243	54,73,052.33		80,13,295	74,08,728	69,85,704.64
	TOTAL A+B	9,06,13,584	88,97,063.14	62,74,375.10	9,32,36,272	5,57,33,117	1,25,66,767.09	82,74,287.100	6,20,47,617	3,48,80,478	3,11,88,655.73
	Previous Year 2023-24	68062760	24780683	248660	90813584	50302388	8680600	248841	85733177	16780383	34880468







**NATIONAL INSURANCE ACADEMY  
SCHEDULES TO BALANCE SHEET**

PARTICULARS	(Amount in Rs.)	
	CURRENT YEAR 2024-25 ₹	PREVIOUS YEAR 2023-24 ₹
<b>SCHEDULE 12 INVESTMENTS - GENERAL FUND INVESTMENTS</b>		
Balance as per last balance sheet	1,04,10,43,311.56	79,58,78,660.59
Add: Investment made during the year	1,06,26,34,013.50	1,10,54,55,608.39
Less : Investments encashed during the year (Details as per Annexure D attached)	(97,58,96,323.50)	(86,02,90,957.42)
	1,12,77,81,001.97	1,04,10,43,311.56
Add: Interest accrued as on date	5,50,99,112.35	4,23,75,534.82
	1,18,28,80,114.32	1,08,34,18,846.38
<b>SCHEDULE 13 INVESTMENTS - INSURANCE LABORATORY</b>		
Balance as per last Balance Sheet	62,95,462.40	40,92,421.45
Add: Investment made during the year	2,867.00	42,35,049.41
Less : Investments encashed during the year (Details as per Annexure E attached)	(2,426.00)	(22,76,955.45)
	62,95,903.40	60,50,515.41
Add: Interest accrued as on date	2,84,935.00	2,44,946.99
	65,80,838.40	62,95,462.40





**NATIONAL INSURANCE ACADEMY**  
**SCHEDULES TO BALANCE SHEET**

(Amount in Rs.)

PARTICULARS	CURRENT YEAR	PREVIOUS YEAR
	2024-25 ₹	2023-24 ₹
<b>SCHEDULE 14 : CURRENT ASSETS LOANS AND ADVANCES</b>		
<b>RECEIVABLES</b>		
Programme Fees	2,38,70,454.43	6,82,01,412.44
Others	23,82,381.30	32,39,444.68
	<b>2,62,52,835.73</b>	<b>7,14,40,857.12</b>
<b>CASH AND BANK BALANCES</b>		
Cash Balance	23,788.00	20,400.00
In Current Account With Bank of Maharashtra	29,53,424.66	6,93,756.01
In Savings Account With Bank of Maharashtra	15,38,751.78	11,01,838.76
In Savings Account With Bank of Maharashtra	41,157.82	11,853.00
Add/(Less): Saving Bank balance pertains to Endowments	(5,96,367.59)	3,95,248.36
In Savings Account With ICICI Bank	5,41,057.59	2,71,847.59
In Savings Account with Union Bank of India	16,68,027.25	23,092.03
	<b>61,89,839.51</b>	<b>25,18,035.75</b>
<b>LOANS &amp; ADVANCES</b>		
Prepaid Expenses (Periodical Journals, -Insurance Premiums & Service Contracts)	55,52,627.76	62,42,029.61
Tax Deducted at Source	1,39,17,567.60	1,54,66,574.23
TDS on O/S Provision	90,072.00	-
TCS	24,590.00	24,590.00
GST / Service Tax Cenvat Credit	40,59,537.98	41,49,684.45
Advances to Employees	17,31,860.63	25,36,985.35
Advances to Member Companies	15,74,805.12	18,16,261.60
Advance to Creditors	18,35,287.00	10,09,824.27
<b>DEPOSITS</b>		
Telephone Authorities	50,296.00	50,296.00
PLC Deposit	30,09,452.00	24,88,069.00
With Others	42,14,041.50	22,57,360.00
Service Tax-Pending Litigation	58,59,603.00	58,59,603.00
	<b>4,19,19,740.59</b>	<b>4,19,01,277.51</b>
<b>LIBRARY BOOKS</b>		
Balance as per last Balance Sheet	1.00	1.00
Add: Purchases during the current year	0.00	0.00
Less : Amounts Written off to Revenue A/c.	0.00	0.00
	<b>1.00</b>	<b>1.00</b>
<b>CLOSING STOCK OF MATERIALS</b>		
Cleaning Material & Electrical consumables	1,85,349.27	1,44,813.17
Stationery	4,36,484.91	5,44,569.63
Stock of civil material on hand	0.00	0.00
	<b>6,21,834.18</b>	<b>6,89,382.80</b>
<b>TOTAL SCHEDULE 14</b>	<b>7,49,84,251.01</b>	<b>11,65,49,554.18</b>





**NATIONAL INSURANCE ACADEMY**  
**SCHEDULE TO BALANCE SHEET**

**ANNEXURE A : INVESTMENTS**

{Refer Schedule 10(i)}  
(Amount in Rs.)

S.NO.	PARTICULARS	FACE VALUE	MARKET * VALUE	CURRENT YEAR 2024-25	PREVIOUS YEAR 2023-24
		₹	₹	₹	₹
	<b>C.D. DESHMUKH PROFESSORSHIP INVESTMENTS</b>				
(A)	<b>FIXED DEPOSITS</b>				
(i)	BANK OF MAHARASHTRA	5,04,602.00	5,04,602.00	5,04,602.00	-
(ii)	CANARA BANK	51,247.00	51,247.00	51,247.00	43,299.00
(iii)	STATE BANK OF INDIA	52,51,099.00	52,51,099.00	52,51,099.00	60,51,099.00
(iv)	UNION BANK OF INDIA	6,27,978.00	6,27,978.00	6,27,978.00	17,70,331.00
(v)	PUNJAB NATIONAL BANK				4,62,270.00
(vi)	ICICI BANK	8,07,685.49	8,07,685.49	8,07,685.49	9,66,251.49
(vi)	DENA BANK/BANK OF BARODA	-	-		-
	<b>SUB TOTAL (A)</b>	<b>72,42,611.49</b>	<b>72,42,611.49</b>	<b>72,42,611.49</b>	<b>92,93,250.49</b>
	<b>TOTAL (A)</b>	<b>72,42,611.49</b>	<b>72,42,611.49</b>	<b>72,42,611.49</b>	<b>92,93,250.49</b>







NATIONAL INSURANCE ACADEMY  
SCHEDULE TO BALANCE SHEET

ANNEXURE B : INVESTMENTS

{Ref.Schedule 10(ii) (iii)}

(Amount in Rs.)

S.NO.	PARTICULARS	FACE VALUE ₹	MARKET * VALUE ₹	CURRENT YEAR YEAR 2024-25 ₹	PREVIOUS YEAR YEAR 2023-24 ₹
	<b><u>BODA ENDOWMENT INVESTMENTS</u></b>				
A	<b>MUTUAL FUNDS</b>				
B	<b>FIXED DEPOSITS</b>				
(i)	STATE BANK OF INDIA	89,570.00	89,570.00	89,570.00	89,570.00
(ii)	UNION BANK	14,97,307.00	14,97,307.00	14,97,307.00	17,03,087.00
(iii)	BANK OF BARODA				
(iv)	ICICI BANK	20,38,259.75	20,38,259.75	20,38,259.75	20,38,259.75
(v)	BANK OF MAHARASHTRA	1,60,945.00	1,60,945.00	1,60,945.00	
(vi)	CANARA BANK	1,24,695.00	1,24,695.00	1,24,695.00	1,05,354.00
	<b>SUB TOTAL (B)</b>	<b>39,10,776.75</b>	<b>39,10,776.75</b>	<b>39,10,776.75</b>	<b>39,36,270.75</b>
	<b>Total Boda Endowment Investments</b>	<b>39,10,776.75</b>	<b>39,10,776.75</b>	<b>39,10,776.75</b>	<b>39,36,270.75</b>
	<b><u>MARSH ENDOWMENT INVESTMENTS</u></b>				
	<b>FIXED DEPOSITS</b>				
(i)	CANARA BANK	2,49,389.00	2,49,389.00	2,49,389.00	2,10,709.00
(ii)	STATE BANK OF INDIA	12,53,928.00	12,53,928.00	12,53,928.00	12,53,928.00
(iii)	UNION BANK	10,26,530.00	10,26,530.00	10,26,530.00	12,90,897.00
(iv)	BANK OF MAHARASHTRA	1,20,709.00	1,20,709.00	1,20,709.00	
	<b>TOTAL</b>	<b>26,50,556.00</b>	<b>26,50,556.00</b>	<b>26,50,556.00</b>	<b>27,65,534.00</b>
	<b><u>MARSH CSR FUND</u></b>				
(i)	BANK OF MAHARASHTRA	1,11,23,390.00	1,11,23,390.00	1,11,23,390.00	1,04,58,019.00
(ii)	PUNJAB NATIONAL BANK	77,312.89	77,312.89	77,312.89	99,65,000.00
	<b>TOTAL</b>	<b>1,12,00,702.89</b>	<b>1,12,00,702.89</b>	<b>1,12,00,702.89</b>	<b>2,04,23,019.00</b>
	<b><u>NEW INDIA CSR</u></b>				
(i)	PUNJAB NATIONAL BANK				41,64,505.00
(ii)	BANK OF MAHARASHTRA	47,45,941.00	47,45,941.00	47,45,941.00	
	<b>TOTAL</b>	<b>47,45,941.00</b>	<b>47,45,941.00</b>	<b>47,45,941.00</b>	<b>41,64,505.00</b>

\*\* Last quoted price if quoted during the last six months





**NATIONAL INSURANCE ACADEMY**  
**SCHEDULE TO BALANCE SHEET**

**ANNEXURE C : INVESTMENTS**

(Amount in Rs.)

S.NO.	PARTICULARS	FACE VALUE ₹	MARKET * VALUE ₹	CURRENT YEAR YEAR 2024-25 ₹	PREVIOUS YEAR YEAR 2023-24 ₹
<u>DINKAR TARA INVESTMENT</u>		( Refer Schedule 10(iv))			
01)	BANK OF MAHARASHTRA	93,125.00	93,125.00	93,125.00	0.00
02)	CANARA BANK				87,621.00
		93,125.00	93,125.00	93,125.00	87,621.00
<u>MAHADEO N. PARCHURE INVESTMENT</u>		( Refer Schedule 10(v))			
01)	ICICI BANK-FD	1,03,811.62	1,03,811.62	1,03,811.62	1,03,811.62
		1,03,811.62	1,03,811.62	1,03,811.62	1,03,811.62
<u>RAM M.MOGHE INVESTMENT</u>		( Refer Schedule 10(vi))			
01)	F.D. WITH STATE BANK OF INDIA	1,54,532.00	1,54,532.00	1,54,532.00	1,54,532.00
02)	F.D. WITH UNION BANK OF INDIA	58,345.00	58,345.00	58,345.00	77,435.00
		2,12,877.00	2,12,877.00	2,12,877.00	2,31,967.00
<u>JB.BODA D.B. BODA INVESTMENT</u>		( Refer Schedule 10(vii))			
01)	F.D. WITH UNION BANK OF INDIA	70,294.00	70,294.00	70,294.00	78,491.00
02)	BANK OF MAHARASHTRA	7,43,933.00	7,43,933.00	7,43,933.00	
03)	F.D. WITH PUNJAB NATIONAL BANK				7,67,362.00
		8,14,227.00	8,14,227.00	8,14,227.00	8,45,853.00
<u>DR. DASRATHI MOHAPATRA INVESTMENT</u>		( Refer Schedule 10(viii))			
01)	F.D WITH UNION BANK	2,91,214.00	2,91,214.00	2,91,214.00	2,54,139.00
		2,91,214.00	2,91,214.00	2,91,214.00	2,54,139.00
				Annexure C ( continued).....	





**NATIONAL INSURANCE ACADEMY**  
**SCHEDULE TO BALANCE SHEET**

**ANNEXURE C : INVESTMENTS (Continued...)**

(Amount in Rs.)

S.NO.	PARTICULARS	FACE VALUE ₹	MARKET * VALUE ₹	CURRENT YEAR YEAR 2024-25 ₹	PREVIOUS YEAR YEAR 2023-24 ₹
<b><u>SHRI LINGARAJ MISHRA INVESTMENT</u></b>		( Refer Schedule 10(ix)			
01)	F.D. WITH BANK OF MAHARASHTRA	2,32,704.00	2,32,704.00	2,32,704.00	1,87,750.00
02)	F.D. WITH CANARA BANK				49,857.00
03)	FD WITH UNION BANK OF INDIA				
		<b>2,32,704.00</b>	<b>2,32,704.00</b>	<b>2,32,704.00</b>	<b>2,37,607.00</b>
<b><u>A.S.GUPTA INVESTMENT</u></b>		( Refer Schedule 10(x)			
01)	F.D WITH UNION BANK	22,99,880.00	22,99,880.00	22,99,880.00	32,59,818.00
02)	F.D. WITH BANK OF MAHARASHTRA	9,59,043.00	9,59,043.00	9,59,043.00	0.00
		<b>32,58,923.00</b>	<b>32,58,923.00</b>	<b>32,58,923.00</b>	<b>32,59,818.00</b>
<b><u>ISACA GOLD MEDAL FOR IT EXCELLENCE INSTITUTION</u></b>		( Refer Schedule 10(xi)			
01)	F.D.WITH IDBI BANK				3,11,408.60
02)	F.D WITH UNION BANK	4,35,466.00	4,35,466.00	4,35,466.00	1,10,401.00
		<b>4,35,466.00</b>	<b>4,35,466.00</b>	<b>4,35,466.00</b>	<b>4,21,809.60</b>
<b><u>M.A.AZIZ ANSARI GOLD MEDAL</u></b>		( Refer Schedule 10(xii)			
01)	F.D. WITH BANK OF MAHARASHTRA			3,11,972.00	
02)	F.D WITH UNION BANK			75,188.00	3,72,601.00
		<b>0.00</b>	<b>0.00</b>	<b>3,87,160.00</b>	<b>3,72,601.00</b>
<b><u>SUBHASH CHANDRA SARKER GOLD MEDAL</u></b>		( Refer Schedule 10(xiii)			
01)	F.D. WITH CANARA BANK	3,87,828.00	3,87,828.00	3,87,828.00	3,55,363.00
02)	F.D. WITH BANK OF MAHARASHTRA	8,26,955.00	8,26,955.00	8,26,955.00	-
03)	F D WITH UNION BANK				11,22,610.00
		<b>12,14,783.00</b>	<b>12,14,783.00</b>	<b>12,14,783.00</b>	<b>14,77,973.00</b>
<b><u>MARSH INDIA INVESTMENT</u></b>					
01)	F D WITH UNION BANK				18,85,082.00
02)	F.D. WITH BANK OF MAHARASHTRA	18,02,973.00	18,02,973.00	18,02,973.00	-
		<b>18,02,973.00</b>	<b>18,02,973.00</b>	<b>18,02,973.00</b>	<b>18,85,082.00</b>
<b><u>HEMLATHA CHANDRASEKAR TROLLING TROPHY</u></b>					
01)	F D WITH UNION BANK	2,47,586.00	2,47,586.00	2,47,586.00	2,47,586.00
		<b>2,47,586.00</b>	<b>2,47,586.00</b>	<b>2,47,586.00</b>	<b>2,47,586.00</b>

\*\* Last quoted price if quoted during the last six months








**NATIONAL INSURANCE ACADEMY**  
SCHEDULE TO BALANCE SHEET

**ANNEXURE D : INVESTMENTS (GENERAL FUNDS)**

(Amount in Rs.)

S.NO.	PARTICULARS	FACE VALUE ₹	MARKET * VALUE ₹	CURRENT YEAR YEAR 2024-25 ₹	PREVIOUS YEAR YEAR 2023-24 ₹
(A)	<b>MUTUAL FUNDS</b>				
1	SUNDARAM AGGRESSIVE HYBRID - GR (Principal MF merged in Sundaram MF)	15,00,000.00	89,43,774.97	15,00,000.00	15,00,000.00
2	SBI MUTUAL FUND ( growth)	36,73,009.53	2,31,78,101.76	36,73,009.53	36,73,009.53
3	ICICI PRUDENTIAL MUTUAL FUND(growth)	57,32,502.96	2,43,72,596.12	57,32,502.96	57,32,502.96
4	TEMPLETON MUTUAL FUND(growth)	35,00,000.00	2,71,30,466.99	35,00,000.00	35,00,000.00
5	BIRLA SUNLIFE MUTUAL FUND(growth)	25,33,104.59	1,20,40,711.29	25,33,104.59	25,33,104.59
6	NIPPON MUTUAL FUND	15,00,000.00	96,30,289.98	15,00,000.00	15,00,000.00
	<b>SUB TOTAL</b>	<b>1,84,38,617.08</b>	<b>10,52,95,941.10</b>	<b>1,84,38,617.08</b>	<b>1,84,38,617.08</b>
(B)	<b>FIXED DEPOSIT</b>				
7	IDBI BANK				
8	BANK OF MAHARASHTRA	15,16,04,811.00	15,16,04,811.00	15,16,04,811.00	1,51,68,324.00
9	STATE BANK OF INDIA	19,43,872.00	19,43,872.00	19,43,872.00	11,43,872.00
10	UNION BANK	21,47,44,981.00	21,47,44,981.00	21,47,44,981.00	29,31,07,776.00
11	CORPORATION BANK				
12	DENA BANK / BANK OF BARODA	20,71,97,270.50	20,71,97,270.50	20,71,97,270.50	20,71,85,586.50
13	ICICI BANK	6,67,82,530.73	6,67,82,530.73	6,67,82,530.73	2,16,23,964.73
14	HDFC BANK	6,26,80,159.66	6,26,80,159.66	6,26,80,159.66	9,26,80,159.66
15	CANARA BANK	36,67,40,483.00	36,67,40,483.00	36,67,40,483.00	30,59,62,869.00
16	PUNJAB NATIONAL BANK	3,76,48,277.11	3,76,48,277.11	3,76,48,277.11	8,43,35,000.00
	<b>SUB TOTAL</b>	<b>1,10,93,42,385.0</b>	<b>1,10,93,42,385.0</b>	<b>1,10,93,42,385</b>	<b>1,02,12,07,552</b>
	<b>TOTAL (A + B)</b>	<b>1,12,77,81,002.08</b>	<b>1,21,46,38,326.11</b>	<b>1,12,77,81,002.08</b>	<b>1,03,96,46,168.97</b>

—20—





NATIONAL INSURANCE ACADEMY  
SCHEDULE TO BALANCE SHEET

ANNEXURE E : INSURANCE LABORATORY FUND INVESTMENTS

(Amount in Rs.)

PARTICULARS	FACE VALUE	MARKET * VALUE	CURRENT YEAR YEAR 2024-25	PREVIOUS YEAR YEAR 2023-24
	₹	₹	₹	₹
(A) MUTUAL FUNDS				
1) BIRLA SUNLIFE MUTUAL FUND				
2) SUNDARAM LIQUID FUND REG GROWTH (Formerly Principal Mutual Fund)				
SUB TOTAL	-	-	-	-
(B) FIXED DEPOSITS				
3) ICICI BANK	23,97,422.41	23,97,422.41	23,97,422.41	23,97,422.41
4) STATE BANK OF INDIA	18,13,040.00	18,13,040.00	18,13,040.00	18,13,040.00
5) UNION BANK OF INDIA	18,40,494.00	18,40,494.00	18,40,494.00	18,40,053.00
SUB TOTAL	60,50,956.41	60,50,956.41	60,50,956.41	60,50,515.41
TOTAL	60,50,956.41	60,50,956.41	60,50,956.41	60,50,515.41

\*\* Last quoted price if quoted during the last six months

—21—





**NATIONAL INSURANCE ACADEMY**  
SCHEDULES TO INCOME AND EXPENDITURE ACCOUNT

PARTICULARS	(Amount in Rs.)	
	CURRENT YEAR YEAR 2024-25 ₹	PREVIOUS YEAR YEAR 2023-24 ₹
<b>SCHEDULE 15 TRAINING PROGRAMME FEES</b>		
Training Programme Fees	25,38,67,071.75	27,68,86,933.40
Training Advisory	1,39,66,310.00	5,17,69,497.60
	<b>26,78,33,381.75</b>	<b>32,86,56,431.00</b>
<b>SCHEDULE 16 ACTION RESEARCH/EXAMINATION INCOME</b>		
Action Research	4,25,000.00	82,68,000.00
Kerala Project	2,44,524.00	2,00,000.00
Examination Income	2,28,93,776.40	3,15,64,114.40
	<b>2,35,63,300.40</b>	<b>4,00,32,114.40</b>
<b>SCHEDULE 17 PGP INCOME</b>		
PGDM Fees	16,82,33,647.00	15,94,04,678.00
Application Fees etc.	42,73,575.00	23,46,975.00
Income-Sponsorship Insurance Summit & Mgmt.Fest	49,27,966.00	54,82,629.38
Income-PGDM Hostel Maint Charges	-	-
Income - PGDM Others (Transcript Charges)	3,000.00	9,100.00
	<b>17,74,38,188.00</b>	<b>16,72,43,382.38</b>
<b>SCHEDULE 18 INTEREST</b>		
Securities	8,18,99,497.70	6,04,84,567.91
Interest on IT Return	5,06,306.00	1,80,099.00
Bank Balances	8,36,564.00	7,36,291.00
Electricity, Water Deposit	2,59,317.00	1,41,773.00
Loans To Staff	1,18,341.76	1,20,511.40
Dividend on Birla Mutual Fund	0.00	0.00
Appreciation on Redemption of Mutual Fund	0.00	38845491.57
	<b>8,36,20,026.46</b>	<b>10,05,08,733.88</b>
<b>SCHEDULE 19 OTHER INCOME</b>		
Members & Associate Members Contribution	1,40,000.00	1,34,045.00
Income From Sale of Books	1,200.00	840.00
Rent From Property	28,34,783.64	23,43,538.35
Miscellaneous Income	2,64,501.00	5,27,969.50
Library Membership Fees	1,795.00	3,874.00
Foreign Exchange Fluctuation	(5,631.00)	(26,813.00)
Amortization of Subsidy of Windmill	-	-
AMORTISATION of MARSH IT INFRA	54,73,052.33	25,40,242.78
AMORTISATION of MARSH CSR IPG	72,275.00	72,275.00
Amortization of CSR Contribution	3,01,193.83	3,01,194.83
Interest on Service Tax Deposit refund Amount	-	-
OTHER COST RECOVERY	23,700.00	-
PRIOR PERIOD INCOME	(60,92,648.62)	-
GST Recovered with Interest From Vendors	-	-
Income- Miscellaneous Library	15,566.00	1,472.00
Penal Recovery -Vendor	1,46,128.00	1,66,378.00
PROFIT ON SALE OF ASSET	9,14,974.00	55,975.00
Provision No Longer Required	79,800.00	60,700.00
	<b>41,70,689.18</b>	<b>61,81,691.46</b>







**NATIONAL INSURANCE ACADEMY**  
SCHEDULES TO INCOME AND EXPENDITURE ACCOUNT

		(Amount in Rs.)	
S.NO.	PARTICULARS	CURRENT YEAR YEAR 2024-25 ₹	PREVIOUS YEAR YEAR 2023-24 ₹
SCHEDULE 20 : STATEMENT OF ESTABLISHMENT EXPENSES			
1	Governing Board & General Body Meeting Expenses	7,66,752.20	4,39,221.38
2	Administrative Staff : Salaries, Allowances, Contributions to Provident Fund & Retirement benefits including provision PLI for F.Y 2024-25	5,14,64,316.97	6,09,44,136.81
3	Conveyance	500.00	3,374.00
4	Staff Welfare Expenses	16,00,275.33	19,31,263.64
5	Insurance Premium	42,35,472.62	21,88,898.80
6	Security Charges	93,38,015.03	88,93,208.03
7	Non Agricultural Tax paid to Tehsildar- Haveli	2,38,896.00	2,38,896.00
8	Pune Municipal Corporation Tax	34,03,138.00	35,68,544.00
9	Advertisement Expense	6,86,432.00	8,22,265.28
10	Fines & Penalty	7,200.00	
11	Audit Fees	3,65,785.00	3,02,281.38
12	Legal & Professional Fees	10,05,219.59	16,68,001.78
13	Excess Interest on Service Tax refunded	-	-
	Total	7,31,12,002.74	8,10,00,091.10






**NATIONAL INSURANCE ACADEMY**  
SCHEDULES TO INCOME AND EXPENDITURE ACCOUNT

(Amount in Rs.)

S.NO.	PARTICULARS	CURRENT YEAR 2024-25 ₹	PREVIOUS YEAR 2023-24 ₹
<b>SCHEDULE 21 : STATEMENT OF EXPENSES ON OBJECTS OF THE TRUST</b>			
1.	Expenses on Training and Research Projects		
A.	MDP Training Programmes		
(i)	MDP Direct Training Expenses		
a.	Catering Services including stay at Hotel	3,41,63,022.69	3,39,72,058.60
b.	Honorarium to external faculty	1,35,75,300.00	1,18,93,432.00
c.	Transport, travelling and conveyance for external faculty etc.	15,36,948.97	18,01,700.24
d.	Expenses of Bill Desk Services	2,841.46	34,038.88
e.	Expenses Swiss Re Seminar & Insurance Summit		
f.	Expenses NPDRR		
g.	Recreation & Entertainment for participants	3,73,008.45	12,18,188.65
h.	Transportation for participants	27,30,380.00	36,79,355.50
i.	Maintenance Housekeeping at Hostel	82,31,175.14	77,67,967.76
j.	Assignments Abroad	65,940.00	-
k.	Expenses off Campus Programme	-	-
l.	Brokers Training Expenses	42,645.69	71,682.29
m.	Expenses-Actuarial Science Training Program		
n.	Expenses-Surveyors Training Program	-	2,78,268.00
o.	Expense - Test for Marine Development Programme		
p.	Exp International Research Conference	7,68,314.74	
	<b>SUB TOTAL</b>	<b>6,14,89,577.14</b>	<b>6,07,16,691.92</b>
(ii)	Induction Training Programme New India	5,82,654.30	1,01,09,446.58
	INDUCTION PROG FOR SBI LIFE	12,42,040.08	
	INDUCTION TRAINING PROG FOR S.I.P.F. OFFICERS	38,325.00	
	NATIONAL INDUCTION PROGRAMME	80,65,491.36	
A.	<b>TOTAL</b>	<b>7,14,18,087.88</b>	<b>7,08,26,138.50</b>
B.	PGDM Direct Expenses	5,72,14,036.27	4,37,26,864.75
	Expenses Insurance Summit Seminar	29,44,963.15	29,32,030.68
C.	Action Research/Consulting Expense/Examination	89,46,298.22	1,26,56,896.10
D.	<b>OTHER EXPENSES</b>		
1	PHD Research Expenses	54,700.00	55,680.00
2	Academic Staff Salaries, allowances, contribution to Provident Fund & retirement benefits including provision towards PLI for F.Y 2024-25	12,19,41,812.14	12,68,83,961.96
3	Expenses on publications	1,73,112.00	3,00,990.30
4	Printing and Stationery	11,08,411.32	7,61,028.06
5	Postage and Telephone expenses	9,80,083.85	17,53,712.32
6	Electricity	2,36,85,689.04	2,21,50,521.50
7	Library Books	5,51,940.23	4,51,974.00
8	Periodicals, Journals & Newspapers	31,02,401.24	20,16,890.80
	<b>TOTAL C/F</b>	<b>15,15,98,149.82</b>	<b>15,43,74,758.94</b>





NATIONAL INSURANCE ACADEMY  
SCHEDULES TO INCOME AND EXPENDITURE ACCOUNT

(Amount in Rs.)

S.NO.	PARTICULARS	CURRENT YEAR 2024-25 ₹	PREVIOUS YEAR 2023-24 ₹
	<b>TOTAL B/F</b>	<b>15,15,98,149.82</b>	<b>15,43,74,758.94</b>
9	Motor Car, Running & Maintenance expenses	2,72,044.88	3,49,511.93
10	Travelling Expenses (includes Faculty Development Travel)	7,12,654.43	12,50,535.17
11	Institutional Membership, Membership Subscription, Faculty Development fees .	40,230.00	39,359.79
12	<b>Maintenance of Premises :</b>	<b>3,71,62,312.39</b>	<b>4,03,77,925.08</b>
a.	Conservancy services	80,79,926.50	77,47,354.04
b.	Gardening & Landscaping	65,38,838.39	72,03,123.55
c.	Civil, Electrical, Sanitary and Plumbing	1,33,99,640.21	1,80,70,309.56
d.	Disinfection	3,30,750.38	3,11,525.84
e.	Sewage Treatment	5,22,689.00	4,55,451.14
f.	Water Supply System	27,26,285.83	27,61,806.32
g.	Kitchen Equipments	65,494.00	86,306.59
h.	Furniture, Office Equipments	6,93,778.04	6,44,678.24
i.	Painting	21,31,234.89	20,97,127.82
j.	Fire Fighting Equipments	18,459.00	2,27,999.96
k.	Gymkhana & Swimming Pool maintenance	2,72,239.60	7,72,242.02
l.	Energy Savings Maintenance		
j.	Repairs and Renovations	23,82,976.55	
13	Water Charges	10,87,144.04	27,54,350.54
14	Tax Deducted by Overseas Company	-	-
15	Hostel/Cafeteria Furnishings	10,15,420.58	9,63,741.71
16	Miscellaneous Expenses	8,844.00	21,414.00
17	Computer Maintenance	39,74,210.67	39,65,713.97
18	Interest on GST Payment	1,98,417.00	1,02,841.00
19	Bank Charges, Miscellaneous Expenses etc.	12,859.36	23,982.25
20	R/off Diff A/c	(84.86)	(7.35)
21	Expert Committee meeting expenses	5,20,587.85	1,78,212.00
22	Research Centre Expenses	14,38,528.36	11,32,310.80
23	Loss on Sale of Asset	-	-
24	GST Paid (PY)	22,04,654.00	7,61,780.00
25	INTEREST ON TDS PAYMENT	-	265.00
26	BAD DEBTS A/C	-	21,748.00
27	Foreign Tax Paid	91,877.00	-
28	Excess Interest on S tax refunded		
29	Training Expenses-Staff Fees	38,622.00	45,285.94
30	Prior Period Adjustments	16,03,293.14	10,36,967.00
D	<b>TOTAL-Other Expenses</b>	<b>20,19,79,764.66</b>	<b>20,74,00,695.77</b>
	<b>Total - Direct &amp; Other expenses</b>	<b>34,25,03,150.18</b>	<b>33,75,42,615.80</b>

